

# Sensor<sup>®</sup> XP

12, 15 and 18 inch Upright Vacuums

Often imitated, Never duplicated.



- » Powerful, 1.6 hp vacuum motor pulls more dirt from the carpet.
- » Standard high efficiency filtration traps 99.6% at 0.3 microns for improved indoor air quality.
- » Optional HEPA Filter System available.
- » Ultra-light handle weight increases operator comfort and productivity.
- » On-board tools and extension wand make Sensor XP the perfect detail cleaning machine.
- » Automatic height adjustment maximizes cleaning efficiency.
- » Electronic system protects the machine for longer life.
- » Available in 12, 15 and 18 inch cleaning widths to handle any need productively.



# Five reasons why you should be using the Sensor XP

## 1 Light, Quiet and Easy to Use

### Sensor XP provides effortless vacuuming:

- » Light handle weight—only 1.5 pounds.
- » Electronic control alerts the operator when bag is full or brush is jammed.
- » Brush automatically adjusts for any carpet or hard floor surface.
- » Brush-assisted movement.
- » Flat-to-floor hinge for cleaning under furniture.
- » Extension hose for hard-to-reach areas.
- » Quiet operation.

## 2 Simple to Maintain

### Sensor XP's unique design simplifies machine maintenance:

- » Lights indicate when to change bag or if brush is jammed.
- » Brush belt compartment is sealed from grit, assuring years of use without belt replacement.
- » Brush releases with the push of a button for quick changing.
- » Removable handle for easy electrical cord service.

## 3 Reliable Cleaning Performance

### Sensor XP's durable construction and special safeguards provide dependable, high-efficiency vacuuming:

- » Automatic brush adjustment maximizes cleaning efficiency.
- » Automatic system also prevents premature brush, bearing and motor wear.
- » More powerful 1.6 hp, two-stage vacuum motor for superior dirt pick up.
- » Sensor XP shuts off if warning lights are ignored for longer machine life.
- » Backed by Windsor's extensive parts and technical service support.

## 4 Increased Productivity

### A Complete Vacuuming System in One Machine Sensor XP increases productivity for many cleaning applications:

- » On-board hose for above-the-floor cleaning.
- » Extension wand with easy-grip handle to vacuum in hard-to-reach areas.
- » Crevice tool and upholstery brush stored on back of machine.

## 5 High Filtration for Cleaner Indoor Air

### Unlike most vacuums that throw dust back into the air, Sensor XP discharges only clean air:

- » Standard three-step filtration system traps 99.6% at 0.3 microns.
- » Optional HEPA filtration system traps 99.97% at 0.3 microns.
- » High filtration systems trap harmful particles and allergens.

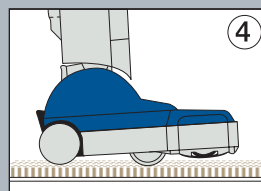
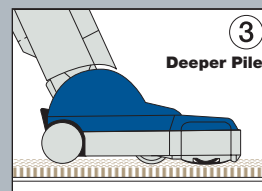
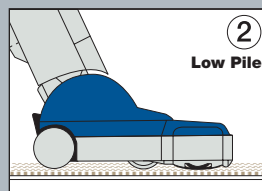
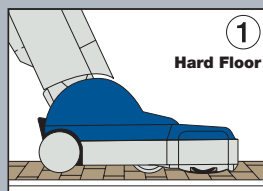
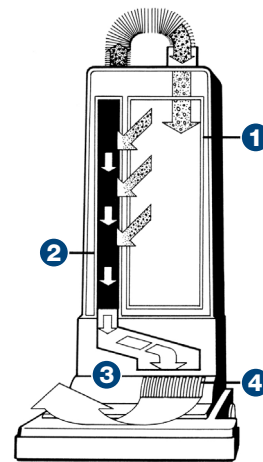






## Sensor XP's 0.3 micron filtration system increases performance and improves indoor air quality.

1. Triple-lined bag filters out dust and dirt.
2. Off-set Air Quality MicroFilter™ provides increased vacuuming performance. HEPA filter kit available (part #5827W/8.628-485.0).
3. Final exhaust filter catches motor exhaust particles.
4. Precision-engineered body parts prevent seam air leaks.



1, 2 & 3 » Sensor XP automatically sets the brush height to the best cleaning position for the pile.

4 » In the upright storage position, Sensor XP's adjustment wheel lifts the brush completely off the floor.



## Performance Features



Sensor XP's low profile, flat-to-floor hinge design makes it easy to clean under beds and other furniture.



Sensor's door will not close if bag is missing, and machine will not run if either bag or filter is not in place. This added safety feature prevents machine damage.



No-tools brush removal is simple and quick.



15 inch and 18 inch models for productivity in larger areas.



Sensor XP comes with a crevice and upholstery tool stored on the back of the machine.

## Technical Specifications

	SRXP12	SRXP15	SRXP18
Model Number.:	1.012-024.0	1.012-027.0	1.012-030.0
Vacuum Motor:	High performance, two-stage, 1.6 hp (1200 watts), 90" (228 cm) waterlift, 105 cfm (50 l/s) airflow	Same	Same
Housing:	Injection molded, high-impact ABS plastic	Same	Same
Brush Drive:	Non-slip toothed belt, enclosed, electronic safety clutch and speed control	Same	Same
Brush Speed:	5400 brush contacts per minute, 2700 rpm	Same	Same
Brush Servo Motor:	Automatically sets brush height, electronic sensor	Same	Same
Dust Bag:	Triple layer bag with 323 in <sup>3</sup> (5.3 l), enclosed, top-loading	Same	Same
Filtration:	99.6% at 0.3 microns, 76 in <sup>2</sup> (490 cm <sup>2</sup> ) filtration area Optional HEPA filter, 99.97% at 0.3 microns	Same	Same
Wheels:	2.5" (6.4 cm) dia. rubberized	Same	Same
Cable:	40' (12 m) 18/3 SJT, double insulated	Same	Same
Electrical:	Operates on 120V, 60 cycle 230V, 50 Hz models available in some markets	Same	Same
Agency Approval:	UL Listed to U.S. and Canadian Safety Standards	Same	Same
Working Width:	12" (31 cm)	15" (38 cm)	18" (46 cm)
Height:	46" (117 cm)	Same	Same
Handle Weight:	1.5 lbs (0.7 kg)	Same	Same
Weight With Cable:	18 lbs (8.2 kg)	18 lbs (8.2 kg)	19 lbs (8.6 kg)
Without Cable:	16 lbs (7.2 kg)	16 lbs (7.2 kg)	17 lbs (7.7 kg)
Shipping Weight:	20 lbs (9.2 kg)	20 lbs (9.4 kg)	21 lbs (9.7 kg)
Sound Level:	69 dBA at operation	Same	Same
Tools:	On-board crevice and upholstery tools, optional dusting brush and clip (part #1094 and part #5352WS) available	Same	Same
Approvals:	CRI Indoor Air Quality Testing Program	Same	Same
Warranty:	Windsor Three Year Protection Plan. See full warranty for details	Same	Same
Patents:	5028245, 4955106, 5056175	Same	Same

Specifications are subject to change without notice.

### Windsor Innovations Protect:



Indoor Air Quality



Water



People



Environment

## Target Markets:

- Hospitality
- Education
- Office Buildings
- Casinos
- Cruise Ships
- Healthcare